



40 Labyrinth  
für Kinder

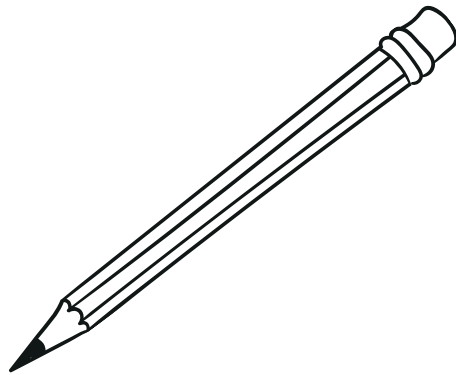
## Wie dieses Buch funktioniert!

Die Regeln sind wirklich einfach: Du musst nur von S (für Start) nach E (für Ende) gelangen.

Die Lösungen sind am Ende des Buches.


Wir wünschen Dir viel Spaß beim Lösen unserer Labyrinth!

Dein Team von  
Rätsel mit Gefühl!







# Labyrinth 1 Normal




# Labyrinth 2 Normal




# Labyrinth 3 Normal




# Labyrinth 4 Normal




# Labyrinth 5 Normal




# Labyrinth 6 Normal



# Labyrinth 7 Normal




# Labyrinth 8 Normal







# Labyrinth 9 Normal




# Labyrinth 10 Normal




# Labyrinth 11 Normal




## Labyrinth 12 Normal




## Labyrinth 13 Normal




## Labyrinth 14 Normal



## Labyrinth 15 Normal




# Labyrinth 16 Normal







# Labyrinth 17 Normal




## Labyrinth 18 Normal




# Labyrinth 19 Normal




## Labyrinth 20 Normal




# Labyrinth 21 Schwer




# Labyrinth 22 Schwer



# Labyrinth 23 Schwer




# Labyrinth 24 Schwer







# Labyrinth 25 Schwer




# Labyrinth 26 Schwer




# Labyrinth 27 Schwer




# Labyrinth 28 Schwer



# Labyrinth 29 Schwer




# Labyrinth 30 Schwer



## A complex black and white maze with a single path highlighted in purple. The path starts at the top-left corner, marked with a black 'S', and ends at the bottom-right corner, marked with a black 'E'. The maze is composed of numerous black lines forming a grid of paths and dead ends. The highlighted path is a single, continuous line that winds through the maze, starting from the 'S' and ending at the 'E'.

# E

# Labyrinth 32 Schwer






## A complex black and white maze. The maze is rectangular and filled with a dense network of black lines forming walls. The walls are composed of horizontal and vertical segments of varying lengths. There is a single entrance/exit at the top left corner, marked with a bold black 'S'. There is a single exit/entrance at the bottom right corner, marked with a bold black 'E'. The maze is designed to be a single continuous path from 'S' to 'E'.

# E

## A complex black and white maze. The maze is rectangular and filled with a dense network of black lines forming walls. The walls are composed of horizontal and vertical segments of varying lengths, creating a highly convoluted path. At the top-left corner, there is a small black square with the letter 'S' in white, indicating the start. At the bottom-right corner, there is a small black square with the letter 'E' in white, indicating the end. The maze is designed to be a single continuous path from S to E, with many dead ends and loops.

# E


# Labyrinth 35 Schwer



## A complex black and white maze. The maze is rectangular and filled with a dense network of black lines representing walls. The paths are narrow and winding. In the top-left corner, there is a small black square with the letter 'S' in white, indicating the start. In the bottom-right corner, there is a small black square with the letter 'E' in white, indicating the end. The maze is designed to be a challenging puzzle.

# E

# Labyrinth 37 Schwer




## A complex black and white maze with a start 'S' at the top left and an end 'E' at the bottom right. The maze is composed of numerous interconnected paths and dead ends, forming a dense, intricate pattern. The lines are thin and black on a white background. The start 'S' is located in the top left corner, and the end 'E' is located in the bottom right corner. The maze is rectangular in shape, with the start and end points positioned at opposite corners. The paths are formed by a series of horizontal and vertical lines that intersect to create a complex network of corridors and dead ends. The overall appearance is that of a challenging puzzle or a game level.

**E**

## A complex black and white maze. The maze is rectangular and filled with a dense network of black lines forming walls. The paths are narrow and winding. At the top-left corner, there is a small black square with the letter 'S' in white, indicating the start. At the bottom-right corner, there is a small black square with the letter 'E' in white, indicating the end. The maze is designed to be a challenging puzzle.

# E


# Labyrinth 40 Schwer






# Lösungen


Lösung für Labyrinth 1




Lösung für Labyrinth 2




Lösung für Labyrinth 3




Lösung für Labyrinth 4




Lösung für Labyrinth 5




Lösung für Labyrinth 6




Lösung für Labyrinth 7




Lösung für Labyrinth 8




Lösung für Labyrinth 9




Lösung für Labyrinth 10




Lösung für Labyrinth 11




Lösung für Labyrinth 12




Lösung für Labyrinth 13




Lösung für Labyrinth 14




Lösung für Labyrinth 15




Lösung für Labyrinth 16




Lösung für Labyrinth 17




Lösung für Labyrinth 18



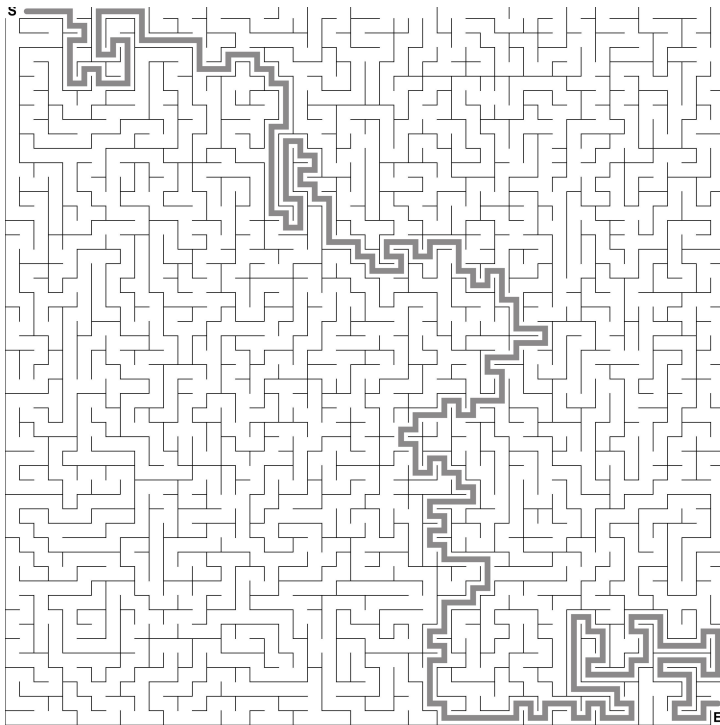
Lösung für Labyrinth 19



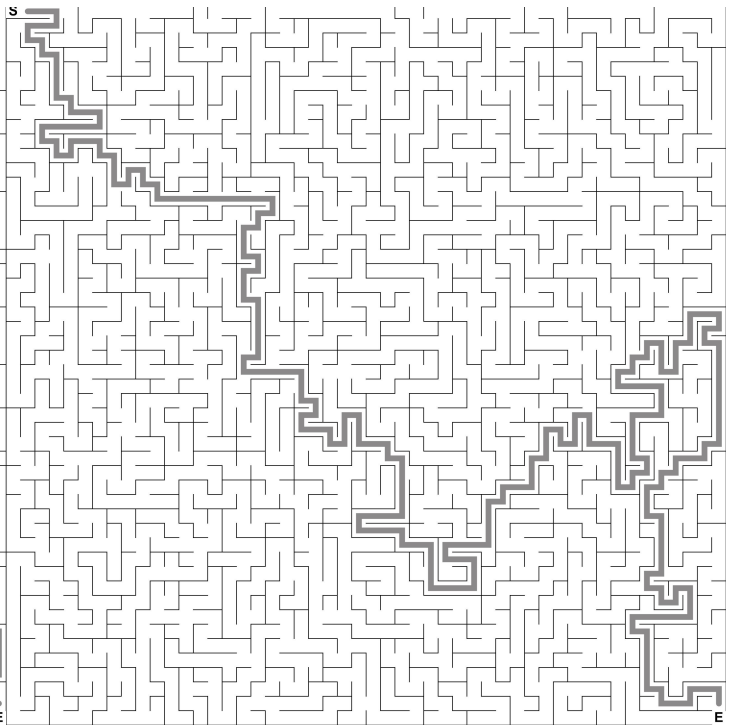
Lösung für Labyrinth 20



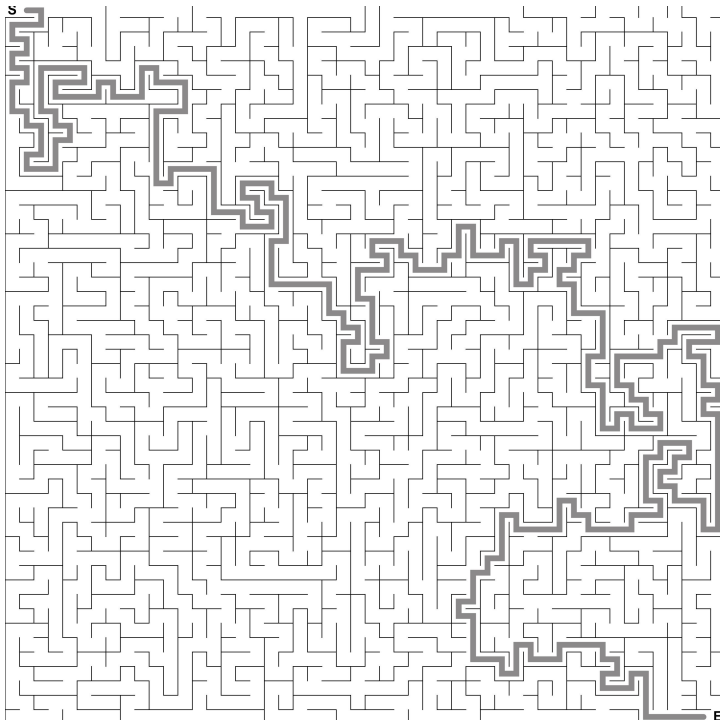
Lösung für Labyrinth 21



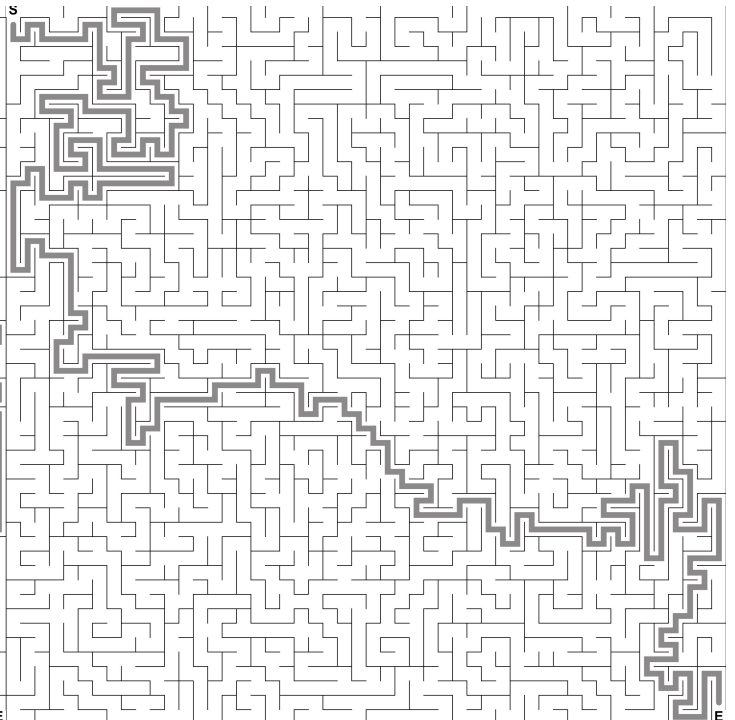
Lösung für Labyrinth 22



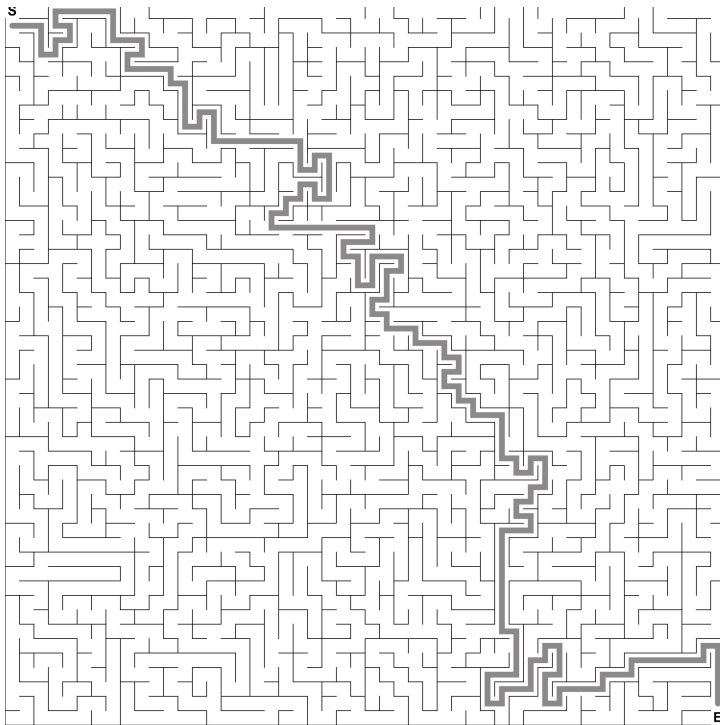
Lösung für Labyrinth 23



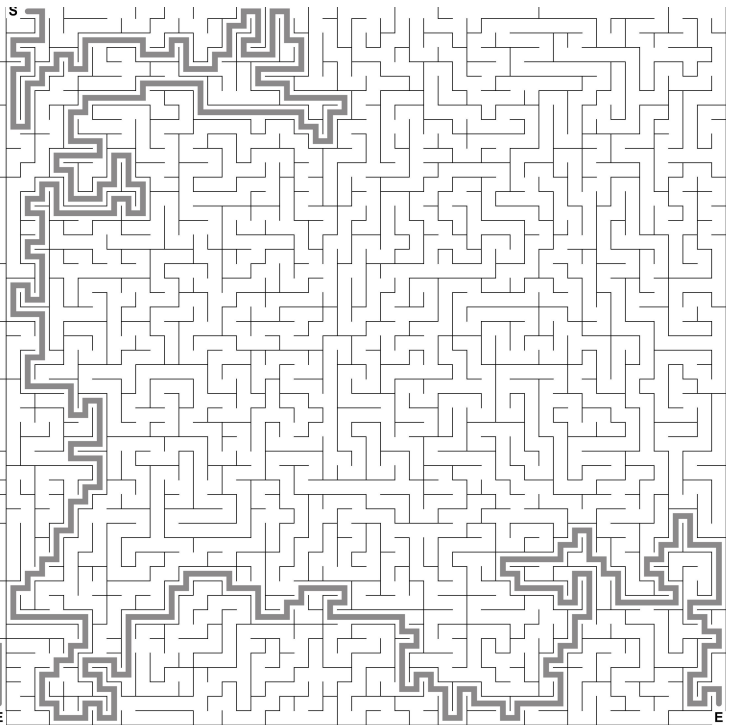
Lösung für Labyrinth 24



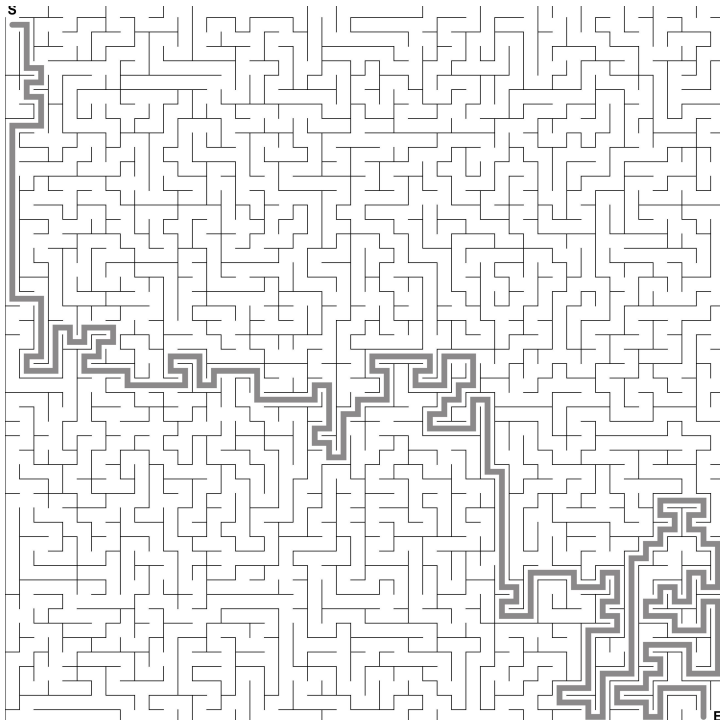
Lösung für Labyrinth 25



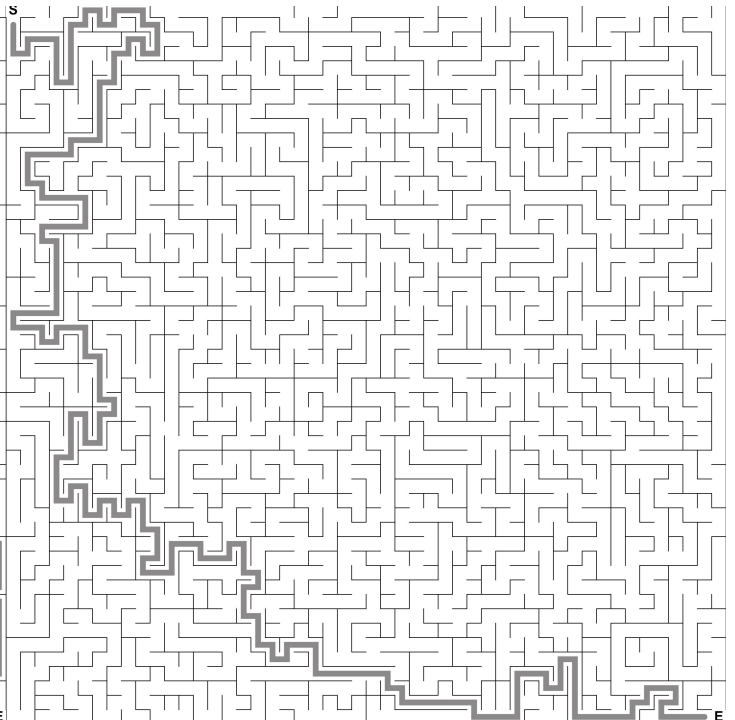
Lösung für Labyrinth 26



Lösung für Labyrinth 27

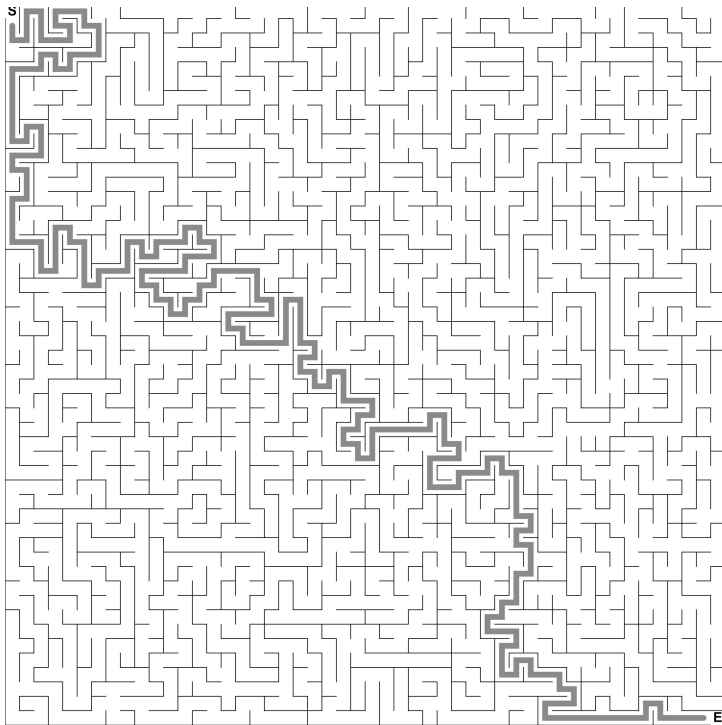


Lösung für Labyrinth 28

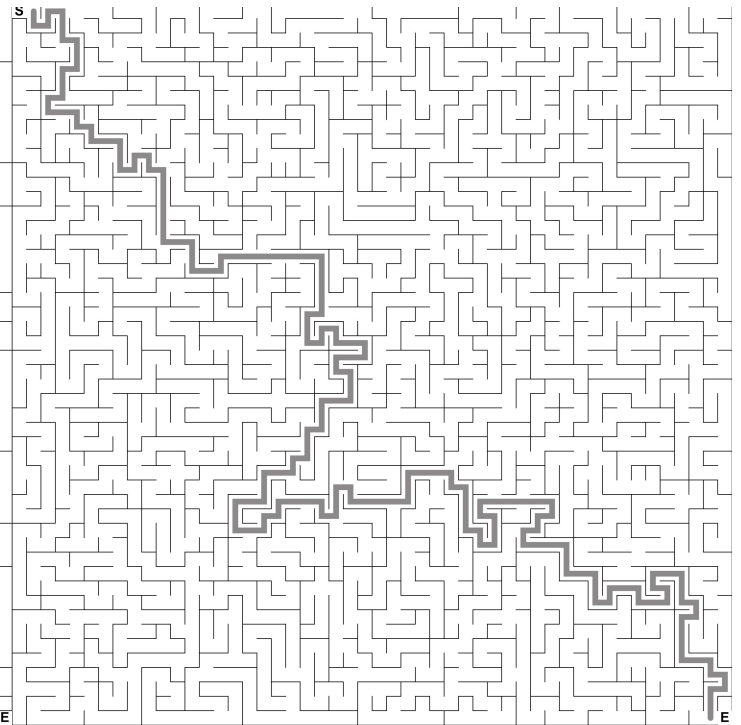





Lösung für Labyrinth 29




Lösung für Labyrinth 30




Lösung für Labyrinth 31




Lösung für Labyrinth 32




Lösung für Labyrinth 33




Lösung für Labyrinth 34




Lösung für Labyrinth 35




Lösung für Labyrinth 36




Lösung für Labyrinth 37




Lösung für Labyrinth 38



Lösung für Labyrinth 39



Lösung für Labyrinth 40



Weitere Rätselbücher gibt es bei Amazon unter  
„Rätsel mit Gefühl“  
oder auf meiner Webseite zu entdecken:

<https://buch-gefuehl.de/raetsel-mit-gefuehl/>



Copyright © 2020 Julia Stüber, Frankfurt  
Design-Konzept, Layout, Illustration: Julia Stüber

Dieses Buch darf weitergegeben, kopiert und ausgedruckt werden!!!

**Impressum:**

Rätsel mit Gefühl / Bücher mit Gefühl  
Julia Stüber  
[www.buch-gefuehl.de](http://www.buch-gefuehl.de)